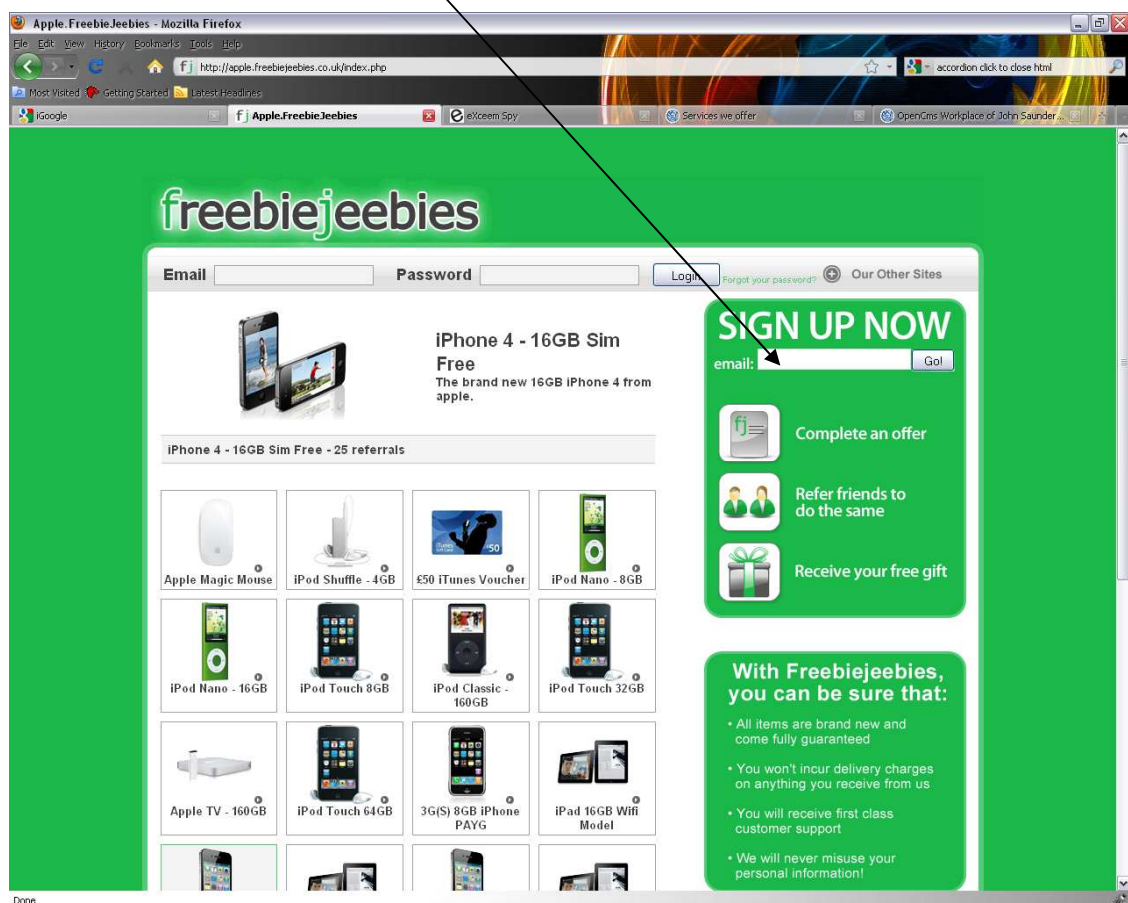


FreebieJeebies setup guide International version

Step 1 – Web link

Visit: <http://quickfreeiphone.com/signup>

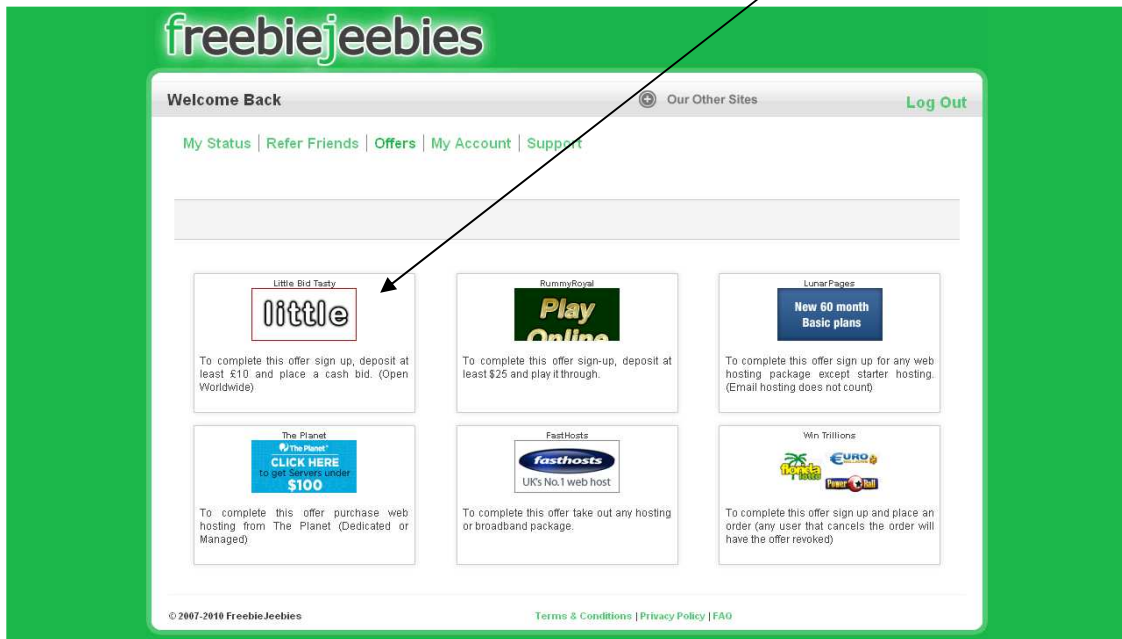
Step 2 – Sign Up



Choose your gift and sign up. Enter your email and hit go. You will then need to enter your address, where your gifts will be sent, and complete registration. Your details are kept highly secure.

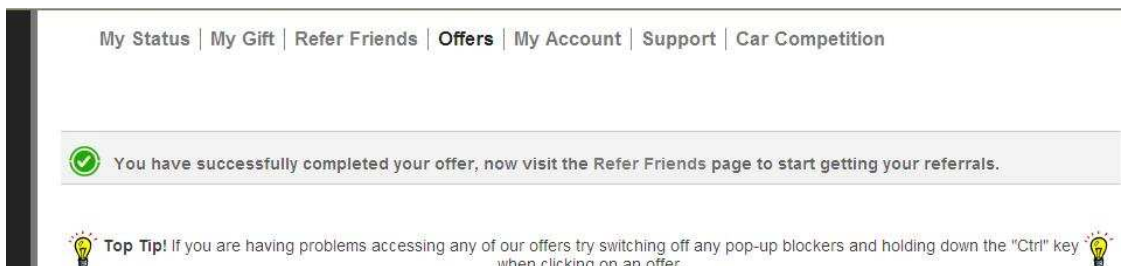
Step 3 – Complete an Offer

Now complete an offer. Worldwide Little Bid Tasty is a popular offer. It's the cheapest deposit available!



Step 4 - Offer Complete

Once you have completed the offer you will get a green tick confirming 'offer complete. You only *ever* need to complete **one** offer and still get lots of gifts.



Step 5 - Referrals

You will find a link on the “refer friends” page. This is your referral link. Simply send this link to friends, family or add it to a website.



Finish

Once you have the number of referrals needed for your chosen gift you can verify your account.

FreebieJeebies will verify your referrals to ensure no fraud has taken place and then send your gift. There are even no Postage and Packaging charges!

Then just sit back, relax and wait for your gift to arrive on your doorstep!

Thank you for reading and Welcome to Freebieland!

Visit: <http://quickfreeiphone.com/signup>